

2022 Half-Year
Financial Report

CHROMOSOME DYNAMICS S.A.





2022 HALF YEAR REPORT, acc. to	Law no.24/2017 republished and FSA Regulation no 5/2018 as amended
FOR REPORTING PERIOD	01.01.2022 – 30.06.2022
REPORT DATE	30 August 2022
ISSUER	CHROMOSOME DYNAMICS S.A.
HEADQUARTERS	București, Sector 6, Drumul Valea Furcii, Nr. 156-158, Bloc C1, Etaj 4, Ap. 24
WORKSTATION	București, Sector 6, B-dul Iuliu Maniu, Nr.6L, Campus 6.1, Birou 221, Et.2
PHONE NO.	0739.616.751
EMAIL	investitori@chromosome-dynamics.com
FISCAL ID NO	42234198
TRO REGISTRATION NO	J40/1800/2020
TRADING STOCK MARKET	SMT AeRO Premium
SHARE CAPITAL	122,491.8 lei
MAIN CHARACTERISTICS	612,459 shares, with 0.2 lei face value
TRADING SYMBOL	CHRD



Content

Note to Investors.....	4
CHRD activity in the first half of 2022	7
About the Issuer	7
Details of the CHRD team	7
Business lines	8
Significant events in the first semester, 2022	10
Financial and economic analysis.....	22
Short analysis of the balance sheet	22
Profit and Loss Analysis	24
Main economic and financial indicators	25
Risk factors, trends, events, transactions and incertitudes with significant impact on the Issuer	25
Changes in the Issuer's share capital or management	26
Significant transactions. Transactions with related parties.	26
Administrator's Statement	26



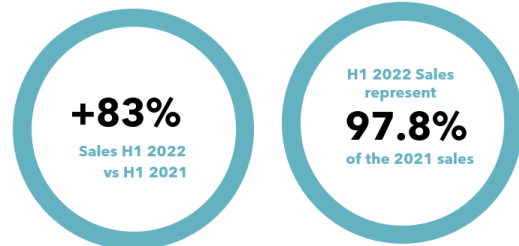


Dear Investors,

The current financial report is intended to provide all relevant information related to the development of the company Chromosome Dynamics and, of course, of the large-scale projects undertaken during the first half of 2022. We want to thank you for your patience and trust in Chromosome Dynamics, in the people who define it and have one and only common goal - to deliver the best solutions for a successful agriculture through technology and in conditions of high profitability for our shareholders.

Our company had **an intense first semester, focused on investments and the development of key high-tech projects, but also on achieving R&D goals**. From the moment of the private placement until the end of the first semester of 2022, **more than 3,000,000 lei were invested** in the development of the projects announced and presented in the listing memorandum - some having been completed during this period, as well as in the launch of the line of production of CHRD's own factory of agricultural inputs.

Despite the fact that our projects are still at the beginning, we are happy to report, **for the first half of 2022, net sales by 83% higher than the same period of 2021, and which also almost equals the value of the net sales for the entire year 2021.**



Moreover, considering the value of all contracts concluded with our partners, future contracts that are currently under negotiation, the number of pre-orders for SpellBOX, the value of orders for our own products, as well as the special conditions of execution and invoicing within the contracts with some among CHRD clients, **our year-end 2022 expectations are at close to BVC levels for both revenue and profit**, although events this year have impacted and continue to impact CHRD's business.

For the second semester, we estimate revenues of approximately 300,000 Euros from the SpellBOX project, 300,000 Euros from the sale of inputs produced in the CHRD factory, respectively, revenues of 400,000 Euros from the sale of other agricultural inputs through our own sales channels (Agrobazar Marketplace and direct sales through distribution). We also anticipate the conclusion of consultancy contracts with a cumulative value of approx. 200,000 euros. The rest of the projects to be launched in H2 2022 will generate income, but at a level correlated with their early stage of implementation.

It is very important to understand that Chromosome Dynamics is in an early stage of continuous investment both in the projects being completed/implemented and in the projects already launched. All of these investments might have a major impact on short-term profits, but we wish that our investors will share our long-term vision for the company. We are confident that, especially given our achievements over the past year, our efforts will bring more results more than satisfactory and that we will truly represent a bridge to the future.



We let the future confirm our projections and convince the market and investors on the soundness of our business model and the strategic and managerial vision.

Regarding the status of the projects launched with the capital attracted in the private placement and also from other investors outside this first round of financing on the capital market, we are happy to confirm that, as of August 30, 2022, **most of the Chromosome Dynamics projects were rapidly brought to completion**. Of course, this was possible with the help of the professionalism and unceasing dedication of the team, but also with the responsible distribution of the funds obtained from our investors.

Between September 2021 and August 2022, the company focused its attention on the most complex Chromosome Dynamics brand projects:

- ✓ completion of the security and traceability system of ORGNit products;
- ✓ improving the software and the revolutionary high-tech device SpellBOX for the identification and diagnosis of diseases, deficiencies and pests in agricultural crops and its database;
- ✓ identifying new ways of monetization within the Homeland social network (Android and iOS) and translating them into functionalities such as *Paid communities* (existing in the final version – activity pages for content creators) and Homeland Pro (existing in the Beta version – the option to have access to privileged information about who has viewed the user's profile);
- ✓ all this time, the multi-vendor online platform Agrobazar Marketplace, one of the first projects of Chromosome Dynamics, helped to support the activity carried out by the company and, of course, maintained a professional image towards customers and partners, distributing agricultural inputs top and new farm management services.

The launch of CHRD's agro inputs factory is also an important event in the development of the company in the area of production of inputs for retail, partners and farmers. The CHRD input factory represents an extremely important pillar in the integral quality management of the products designed by Chromosome Dynamics and in maintaining the standard that recommends us in the agro market, having an implicit role in bringing capital and supporting the company's activity.

Once the **SpellBOX** project is completed, it will be implemented and marketed respectively in Q3 and Q4 2022, with revenues being generated starting this fall. The CHRD's agro inputs factory will also generate revenue in Q3 and Q4 through both sales to CHRD partners and direct customers. **Homeland, Tortoise, ORGNit, Rooster's Journey** will be the tools that will complete the CHRD product portfolio, positioning our company as innovative, dynamic and proactive.

As we have said it many times: CHRD stock is a long-term investment. We are currently not focusing so much on the stock price, but on the implementation of the business plan and the development of the business, which, being a multifaceted one, has all the growth potential open in front of it, and is under full construction. We thank those who have already joined us, and we trust that as long as we deliver the products expected by users, and professional B2B and B2C services in an integrated experience, coupled with perseverance and business ethics in all our interactions, the Chromosome investor team will enlarge and the return on investment will be on the same trend of accelerated growth as that of the business.



We look forward to our next reporting, on November 24, when we will share with you further new achievements and results. Until then, we stay connected at the same email address, investitori@chromosome-dynamics.com.

Building together,

IONEL Mugurel Gabriel,
Founder, Principal Shareholder and General Manager Chromosome Dynamics S.A.

A handwritten signature in blue ink, consisting of a large, stylized initial 'I' followed by the name 'Mugurel Gabriel' in a cursive script.



CHRD activity in the first half of 2022

About the Issuer

Chromosome Dynamics S.A. is an integrated agribusiness development and research business focused on innovative IT and AI solutions, which wants to reconfigure the processes, solutions and perspectives of farmers in Romania and abroad, by developing innovative solutions to support them by simplifying monitoring to all agricultural processes and by quickly providing the key to success in agriculture.

The Issuer's vision, in the context of the Romanian agricultural entrepreneurial space, is an integrative one, which has at its center an agribusiness sector served by revolutionary high-tech IT and AI solutions, to ensure the maintenance of the passion for agriculture and the correct remuneration of the participants in the agricultural processes.

The mission of Chromosome Dynamics is to support both women, at every step in their experience, as well as partner companies, through real, innovative and effective solutions, offered in the form of applications, high-tech hardware and software tools, product portfolios and consulting services in the agricultural field, in order to simplify the ways of communication and collaboration in agribusiness.

The management of CHRD has defined **the strategic objectives** of CHRD, which will ensure the competitiveness and dynamism that the highly competitive and challenging environment in both the agri and IT areas impose, as follows:

- ✓ Permanent development of innovative user-friendly high-tech IT and AI tools;
- ✓ Internationalization and making them available to farmers and enthusiasts in the field;
- ✓ Development of global solutions, aimed at simplifying human life (e.g. creation of superfoods, etc.);
- ✓ Maintaining the highest standards in terms of the quality of products offered on the market and consulting services in agribusiness;
- ✓ Careful and constant study of the market and customer needs, aiming at the continuous improvement of the services offered;
- ✓ Maintaining balance and well-being within the Chromosome Dynamics team by respecting all legal rights of employees and providing the best working conditions for them.

Details of the CHRD team

The Chromosome Dynamics team is made up of dedicated and ambitious people, determined to bring about major changes in the development of agriculture both in Romania and internationally. Chromosome Dynamics is a young, strong, professional and experienced team, with the conviction that they will succeed in bringing added value to the field in which they operate through the innovative solutions they generate. At the time of writing the report, the Chromosome Dynamics team consists of **17 people**.



Business lines

1. Consulting services
2. Integrative IT&AI projects
3. Direct sales of agricultural inputs
4. The factory of organic inputs Chromosome Dynamics

The current business model of the company Chromosome Dynamics S.A. already has a complex structure, projecting **four main lines of activity** that reinforce each other and intertwine, generating synergies and new opportunities for development:

1. B2B consulting services of specialized management for agricultural input agribusinesses in Romania that outsource certain specific management functions, including development of product portfolios for them in accordance with all European standards in force, through collaboration with research and development stations.

For its contractual partners, CHRD develops new product concepts, in collaboration with various research and development stations, in compliance with all relevant national and international norms and regulations. These services capitalize on the over 10 years of experience of the Chromosome Dynamics team in the fields of agribusiness and agricultural input management.

The advisory services are mainly addressed to companies distributing or producing agricultural inputs as well as to large farms that wish to outsource certain specialized agricultural management services.

The premise for the establishment and development of this division is the over 7 years of experience of the founder of the business and the general director of the Company in the development of product portfolios (fertilizers, fungicides, insecticides and organic biostimulants) for various partners - of over 300 new products. The thorough research of the profile market requirements carried out prior to the activity of Chromosome Dynamics led to a natural path towards this field, embodied in the R&D division - agricultural inputs.

This activity generates income directly for the Issuer, by monetizing the experience and *the know-how* that the CHRD team makes available to its corporate clients.

In S1 2022, Chromosome Dynamics concluded a consulting contract worth 1.8 million lei with AgriCloud, in order to design a complex insurance-type product with supply of inputs under its own brand, technical and legal consulting, design of market strategy and applied business plan for the field. The solution designed by Chromosome Dynamics for AgriCloud has the trade name IAS – Input-as-A-Service. The structure of the product can be consulted at the following [link](#).

The consideration for the services owed by AgriCloud to Chromosome Dynamics will be extinguished by compensation with the services provided by them in the FMS - Farm Management System platform (statistics, monitoring, multispectral precision indices, global analysis of soil quality in Romania, access to the dynamics of climatic factors and of the quality, respectively, of the soil transformation in the last 20 years). All information purchased in compensation from AgriCloud will turn SpellBOX into the most complex and high-performance tool for monitoring and diagnosing agricultural crops, respectively, for generating comprehensive reports on the health status of agricultural crops.



2. Implementation, launch and monetization of integrative IT&AI projects that have the role of facilitating and dynamizing the interactions and cooperation between the various structures that make up the agro sector and related sectors such as the final consumer, the small farmer, large farmers, vendors and financiers. The ultimate goal is found directly in the mission of the CHRD and will be reflected in a significant contribution to the development of these sectors.

Currently, Chromosome Dynamics has pre-ordered a number of 50 SpellBOX devices, covering approximately 15,000 Ha (total subscription value: 150,000 Euro); CHRD is also negotiating with other partners the supply of SpellBOX devices for another 30,000 Ha by the end of this year.

With the change in the business model (the sale of the device has turned into its provision in the form of SAS - Software-as-A-Service), CHRD will focus on contracting distributors to ensure as many hectares as possible with as few SpellBOX devices as possible (big farmers). Also, Chromosome Dynamics is in very advanced discussions with one of the major distributors of inputs for retail and farmers, with a view to include in the portfolio a variant of SpellBOX to serve approximately 700 agronomists. This variant of the device will offer the possibility to diagnose with more than 95% accuracy the diseases, pests, deficiencies, but also the phytotoxicity of the plants.

The contract is estimated at an average value of 150,000 Euro per year and is in the last stage of negotiation.

Also, Chromosome Dynamics developed in parallel the SpellBOX App (Lite) – see the description on *page 15* of this report.

3. The direct sale of agricultural inputs is carried out through its own channels - Agrobazar Marketplace - and represents a considerable contribution of cashflow and profit. Agrobazar Marketplace is a way of promotion and direct sale of CHRD brand agricultural inputs, being, at the same time, an important source of cashflow by commissioning partner vendors within the platform (*10% commission from successful monthly sales*). Direct sales are also carried out through zonal and regional distributors for CHRD brand products or products made under our own brand.

4. The Chromosome Dynamics organic inputs factory, functional, with all approvals necessary to carry out production activity, will deliver to retail, large farmers, but also distribution in Q3 (inputs needed for the autumn campaign) and Q4 (inputs needed for the spring 2023 campaign - pre-orders).

The range of products developed by the Issuer includes the following categories of inputs for organic and conventional agriculture, applicable in vegetable growing, fruit growing or large-scale crops, as the case may be:

- organo-mineral fertilizers;
- biostimulators;
- organo-mineral fertilizers for large crops;
- organo-mineral fertilizers for vegetable cultivation;
- biodynamic soil disinfectants;
- bioprotectors;
- insect suppressors;
- seed and soil treatments.



With a diverse product portfolio, Chromosome Dynamics manages to cover all ranges of interest for farmers active in the organic as well as conventional farming system. The professional range consists of a number of 15 products designed for organic professional agriculture (biostimulators, bioprotectors, insect suppressors, soil treatment, seed treatment), 10 products designed for small farmers with areas between 1-50 ha (biostimulators, bioprotectors, insect suppressors, soil treatment, seed treatment) and 17 products designed for the hobby range (biostimulators, fertilizers, bioprotectors, insect suppressors, seed treatment). The CHR range includes a total of 42 products.

Chromosome Dynamics also produces inputs for several partners under their own brand. The total number of products manufactured for partners is 22 (for 3 partners).

The Chromosome Dynamics plant will begin generating revenue at the end of Q3 2022 and throughout Q4 2022. **The production facility currently has the capacity to produce 60,000 liters per month and 30,000 doses of water soluble inputs per month.**

The total quantities of inputs produced in 30 days can cover up to 50,000 ha of agricultural land. For S2 2022, we estimate sales of our own products in the amount of 300,000 Euros.

Significant events in H1 2022

Extraordinary and Ordinary General Meetings of Shareholders

On **April 11, 2022**, the Ordinary and Extraordinary General Meetings of the Shareholders of Chromosome Dynamics SA took place. The full text of the decisions can be consulted at this [link](#).

CHR - AgriCloud strategic partnership

Chromosome Dynamics' main object of activity is the development of Machine Learning (ML) and Artificial Intelligence (AI) with a direct impact on the development of the agricultural sector in Romania. In order to improve the services and projects developed, the company made a strategic partnership during S1 2022 with the start-up AgriCloud, a company established in 2017, specialized in providing IoT (Internet of Things) solutions for precision agriculture, which puts available tools for complete monitoring of agricultural land through sensors, robots and multispectral cameras.

CHR's vision and products together with AgriCloud's tools and experience can bring significant benefits to both Romanian and foreign farmers, as well as in terms of B2B relationship, towards the generation of high-tech solutions and mutual support in a field that requires continuous innovation and rapid technology. Therefore, the company aims to integrate as many cross-selling practices as possible in order to benefit both customers - through complete packages of tools for minimal investment - and to bring to the attention of as many farmers as possible from two portfolios of customers, the most complex products in the agri-tech area.

Chromosome Dynamics will use AgriCloud's integrative technologies in current and future projects, thus accelerating the development of state-of-the-art tools and solutions to support Romanian farmers in practicing responsible agriculture.

So far, Chromosome Dynamics has developed for the AgriCloud company, *in a barter type system*, a complete farm management service in exchange for the satellite technology used in the SpellBOX project.

IMM INVEST credit contracting - working capital

The company Chromosome Dynamics contracted during S1 2022 an IMM INVEST credit for working capital in the amount of 1,000,000 LEI (one million lei) from Banca Transilvania S.A., used for the purchase of raw materials for the factory and operational expenses.

Sales activity and input development S1 2022

Chromosome Dynamics established in early 2022 a production facility for biostimulants and fertilizers for conventional and organic agriculture. Thus, with extensive experience in designing input recipes necessary for the proper care of agricultural crops, Chromosome Dynamics provides efficient and environmentally friendly products.

Until now, Chromosome Dynamics has created for several partners 3 ranges of agricultural inputs (22 products), the professional range being made up of a number of 15 products designed for professional ecological agriculture (biostimulators, bioprotectors, insect suppressors, soil treatment, seed), 10 products designed for small farmers with areas between 1-50 ha (biostimulators, bioprotectors, insect suppressors, soil treatment, seed treatment) and 17 products designed for the hobby range (biostimulators, fertilizers, bioprotectors, insect suppressors, seed treatment). The CHRD range includes a total of 42 products.

Partner range 1 (7 products)



Fig.2. Range of ecological inputs

Partner range 2 (10 products)



Fig.3. Range of ecological inputs

Partner range 3 (5 products)



Fig.4. Range of ecological inputs

Professional ecological range (15 products)



Fig.5. Range of ecological inputs

The ecological hobby range (17 products)



Fig.6. Range of ecological inputs

Investments between September 2021 and June 2022

With the capitalization of the company by attracting investments, resulting from the Private Placement, Chromosome Dynamics started the development process of all the products presented in the Memorandum for PP. The first successfully completed project was the Agrobazar App, doubled by the transformation of the online store into the first agro-industrial marketplace in Romania. With the completion and official launch of the Agrobazar project, the development of SpellBOX, Homeland, ORGNit, Tortoise, Rooster's Journey and CHRdads, respectively, the design of the production facility (of the organic input factory) began simultaneously, which was completed earlier this year.

Although ORGNit, Tortoise and Rooster's Journey were completed in Q1 2022, their release was put on hold due to objective considerations such as: the geo-political situation, the unstable economic situation at that time, the overlap with the spring agricultural campaign.

We present below *the structure of the investments and the status of each individual project:*

SpellBOX (Lite/Premium)

Chromosome Dynamics constantly researches the needs of farmers and generates innovative solutions to eliminate any impediment that appears during the process of cultivating the land. Farmers everywhere have always struggled daily to grow crops carefully. The uncertainty of actions taken to treat infested crops can have a major impact on yields, generating major losses. More often than not, due to errors resulting from incorrect telephone description and the long time it takes to get an appointment with a qualified consultant, farmers fail to properly treat the problem they are facing.

SpellBOX is one of the most complex Chromosome Dynamics brand projects. Initially thought of as a high-tech device for the recognition of diseases and pests in agricultural crops, it has undergone major transformations over time, starting from the refinement of design and functionality (*Fig.7*), to the integration of satellite indices within the software to provide all the necessary information for complete control of the entire agricultural process. The main goal of the company by launching this project is to provide the best high-tech solution in order to technologize agriculture and how farmers shape responsible agriculture.

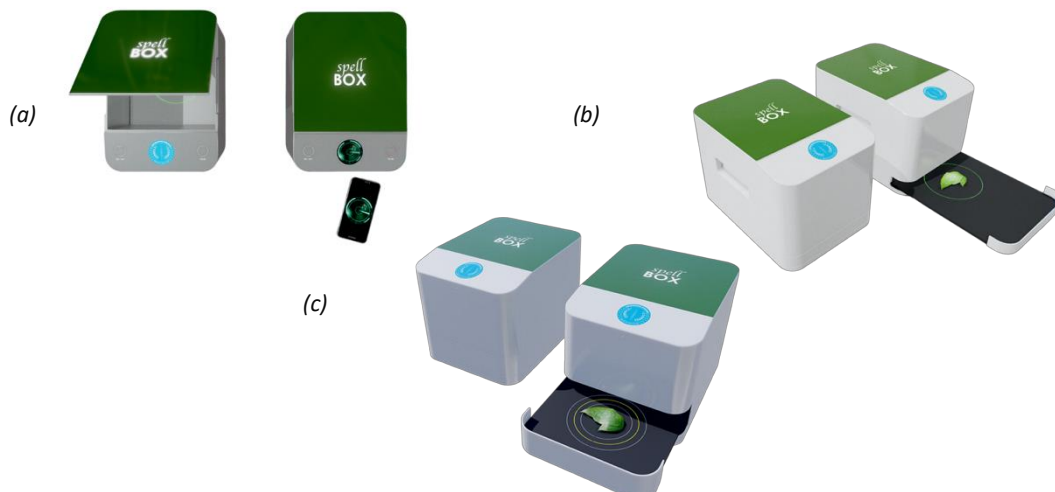


Fig.7. The first version of the SpellBOX device (a) vs the second version of the SpellBOX device (b) vs the current version of the SpellBOX device (c)

Today, the mobile application **SpellBOX Lite** (*Fig.8*) is a software and diagnostic tool that allows users to detect, by simply taking a photo, diseases and pests in agricultural crops, with *an accuracy of over 95%*. SpellBOX Lite is *the standard version* of an innovative tool, created to confirm or identify impediments within agricultural processes and, therefore, to support farming enthusiasts in perfecting the application of the best tactics and large farmers in obtaining profitable productions. SpellBOX Lite comes to the aid

of farmers with a robust disease and pest database with maximum accuracy, removing any human error related to the nature of the problem placed for analysis.

SpellBOX Lite is seen as a promotion channel for the Pro version of the innovative tool, but also a method to improve the Machine Learning module by collecting diversified data (such as disease/pest images, common problems in certain regions of the country). Monetization within SpellBOX Lite is done by partnering with agricultural input distributors or specific services to provide targeted advertising. The mobile application will be available in AppleStore and MagazinPlay from September 2022.

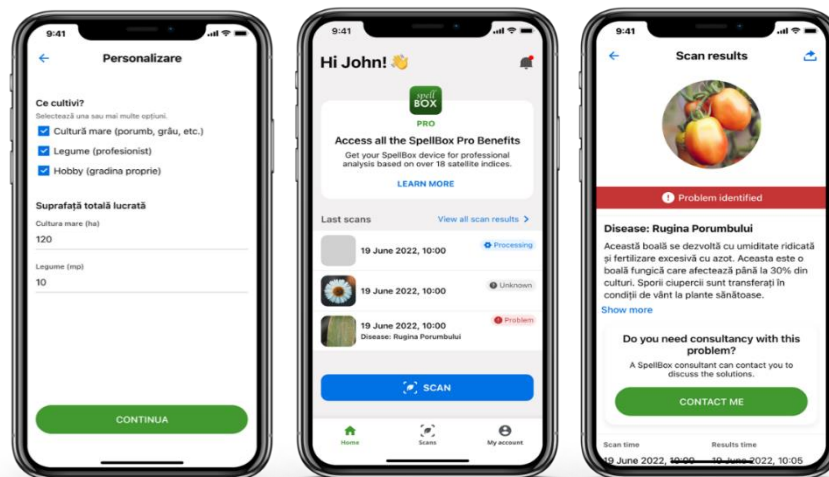


Fig.8. SpellBOX Lite application (from left to right: profile customization for promotional content targeting; main menu; result after executing a photo)

SpellBOX Lite is the first step in the technology of the traditional consulting process, users having the opportunity to access, through the application, the software and the high-tech device of the Chromosome Dynamics brand - **SpellBOX Pro** - which revolutionizes the way in which farmers can have access to the most important details in practicing responsible agriculture.

Representing the fusion of innovative hardware and complex software, **SpellBOX Pro** (Fig.9) identifies potential problems within large-scale agricultural crops and subsequently helps to accurately detect diseases, pests and deficiencies. Through the *18 indices obtained with the help of satellites* (multispectral analyzer), the SpellBOX Pro software provides an overview with a very high precision of the health status of the crops and the soil. Then, for an accurate detection of possible problems in agricultural crops, the hardware device allows the introduction and real-time scanning of diseased plants, offering the user a complete report and the possibility to get in touch with one of the associated consultants in the shortest time possible. The information is read using a camera positioned inside the device.

The decisive factor that differentiates the SpellBOX solution for practicing responsible agriculture from other tools on the market is represented by the introduction of the **18 satellite indices** through which farmers have access to data such as: the health status of the agricultural crop through the precise identification of areas with live, diseased or death, helping to correctly estimate production and, in extreme cases, to make quick decisions on crop rotation (*NDVI - Normalized Difference Vegetation Index*); the moisture of the upper layer of the soil, informing the user about the optimal time for irrigation (*SMI*

– Soil Moisture Index); monitoring areas with potential for flooding (*MNDWI - Modified Normalized Difference Water Index*); the level of plant growth according to their access to the light source (*LAI - Leaf Area Index*); the amount of chlorophyll present in the plants, allowing the detection of the nitrogen level and the prevention of risks related to the improper application of fertilizers (*CCC - Canopy Chlorophyll Content*).

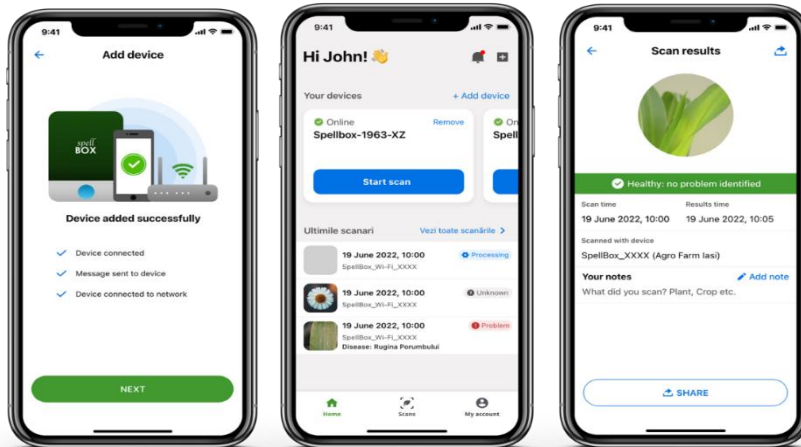
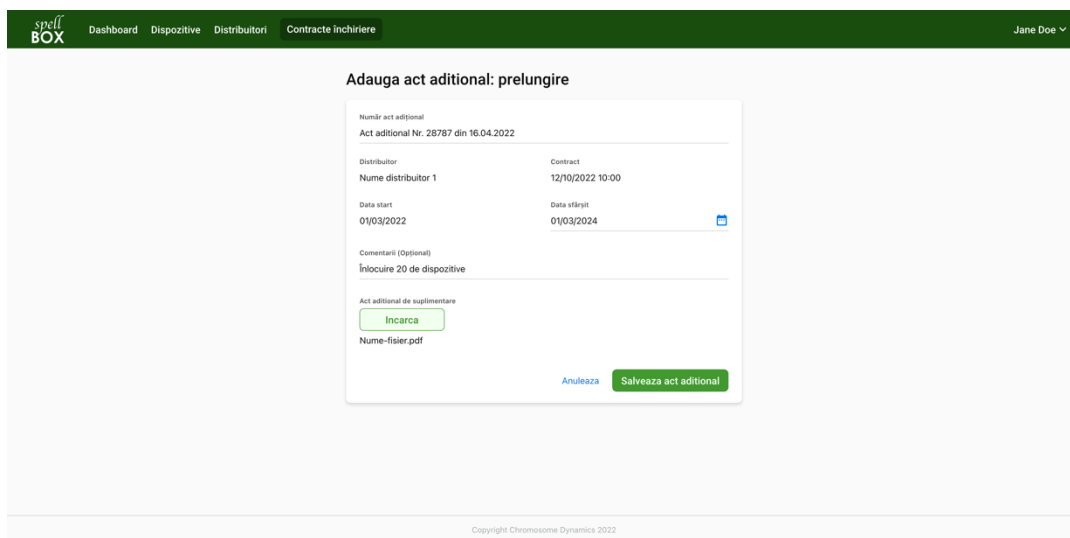


Fig.9. SpellBOX Pro app (from left to right: add SpellBOX device; main page; scan results)

All scans performed through SpellBOX Pro end up in the *SpellBOX management platform* (Fig.10).





The screenshot shows the 'Dispozitive' management interface. At the top, there are filters for 'Active(10)', 'Neasociate (10)', and 'Expirate (12)'. Below the filters is a search bar and an 'Exporta' button. The main table lists 10 devices with the following columns: Numar serie, Denumire ferma, Stare, Total scanari, Ultima scanare, Data activare, Contract, Zile ramase, Start contract, and Expira la. The table contains 10 rows of data, each with a checkbox on the left and a vertical ellipsis on the right.

Numar serie	Denumire ferma	Stare	Total scanari	Ultima scanare	Data activare	Contract	Zile ramase	Start contract	Expira la
<input type="checkbox"/>	SBP1-000001	Neasociat	-	-	-	Număr Contract 2	395	31/12/2022	31/12/2022
<input type="checkbox"/>	SBP1-000002	Neasociat	-	-	-	Număr Contract 1	390	12/10/2022	12/10/2022
<input type="checkbox"/>	SBP1-000003	Companie Exemplu 2 SRL	Inactiv	-	-	Număr Contract 1	390	12/10/2022	12/10/2022
<input type="checkbox"/>	SBP1-000004	Companie Exemplu 3 SRL	Activat	2	12/10/2022 10:00	12/10/2022 10:00	Număr Contract 1	390	12/10/2022
<input type="checkbox"/>	SBP1-000005	Companie Exemplu 4 SRL	Activat: Defect	-	-	Număr Contract 1	390	12/10/2022	12/10/2022
<input type="checkbox"/>	SBP1-000006	Inactiv: Defect	-	-	-	Număr Contract 1	390	12/10/2022	12/10/2022
<input type="checkbox"/>	SBP1-000007	Companie Exemplu 6 SRL	Activat	10	12/10/2022 10:00	12/10/2022 10:00	Număr Contract 1	390	12/10/2022
<input type="checkbox"/>	SBP1-000008	Companie Exemplu 7 SRL	Activat	0	-	12/10/2022 10:00	Număr Contract 1	20	12/10/2022
<input type="checkbox"/>	SBP1-000009	Companie Exemplu 8 SRL	Expirat	120	10/10/2020 10:00	12/10/2019 10:00	Număr Contract 0	0	12/10/2020
<input type="checkbox"/>	SBP1-000010	Companie Exemplu 9 SRL	Expirat	400	10/10/2020 10:00	12/10/2019 10:00	Număr Contract 0	-10	12/10/2020

Fig.10. SpellBOX management platform

By having access to early warning, technologizing the consultation process and removing possible mistakes in the decision-making process regarding applicable treatment plans in order to solve the problem of infestation of agricultural crops as quickly and efficiently as possible, Chromosome Dynamics creates, through SpellBOX Pro, a solution through that farmers can know in advance, in detail, the problem they are facing, thus diminishing the minuses coming from traditional agricultural consultancy.

SpellBOX Pro has gone into production and will be monetized by selling the service to input distribution companies. The hardware device will arrive in farms in custody system. The input distribution companies will pay a subscription/user/hectare/year. Chromosome Dynamics plans to distribute the SpellBOX device in the vast majority of large farms through partner companies, so users will be directly recommended the distributor's products for any problem encountered.

Total **SpellBOX** investments (*prototype, backend, frontend, management platform, automation, promo*):

973,280.77 Lei

Status: Completed, in hardware production

Estimated release date: September 15, 2022

Homeland

Homeland will be the first social network and social responsibility dedicated to all supporters of the conservation and protection of the natural environment. A good part of the content of the platform will be created by the users, who are also assigned a label of "earthkeepers", the continuous interaction between them with the final goal of generating content to outline and install the state of *environmental awareness*.



The Beta version of the social network will be launched during Q3 2022 and will include *all the modules present in the classic social networks* (story, chat, groups, etc.) (Fig.5), but also the interesting news module, which will include press releases and the latest news relevant to users, in order to optimize their activities. In addition, Homeland Beta will offer a chance to get information about the list of people who have recently accessed the user's profile by subscribing to the **Homeland Pro** version, which is also *one of the first methods of monetizing the social network*.

Subsequently, the distinctive element of the Homeland social network will be the system on which it is created, *gamified*, which aims to motivate and actively engage users, by stimulating them with a series of components proving the degree of involvement of each one (cards, ranks etc.). The gamification of the social network, by creating an experience similar to that offered during games, is the strategic attempt to improve systems, organizations and activities within them, Homeland thus becoming the most important virtual environment for any supporter of the concept of environmental awareness .

The Homeland virtual space was created to bring together advocates for the conservation and protection of the natural environment, but also to support content creators in communicating a wide variety of activities, passions and ideas with other interested users. Homeland introduces the *Paid communities* section, which are groups open to all users, with the possibility of accessing premium content through a monthly subscription. Also, as a sign of gratitude, premium users have the opportunity to send gifts of various values (\$1/\$3/\$5) to the content creator (eg: flowers, cookies, chocolate, etc.). *Paid communities* generate income by users accessing paid/premium content, purchasing monthly subscriptions and offering gifts. Thus, Homeland comes into possession of *a percentage of 20% of the total amount obtained monthly*.

The advantages that Homeland brings to the community are represented by:

- ✓ The transfer of know-how between users at different stages of knowledge regarding the creation of events and concepts relevant to the original purpose; by facilitating the connections between them, the young generation or beginners have all the means of knowledge at their disposal, in all possible formats (video/audio/written/photo), to facilitate the success of their own projects;
- ✓ Fast and free communication, 24/7;
- ✓ Facilitating the formation of local or regional communities of users specialized in a certain related field, who can then meet offline and organize in different forms of association, in order to achieve common goals;
- ✓ The rapid spread, in real time, of news, rumors and agricultural events, users being constantly aware of everything that happens in their field of interest;
- ✓ Targeted marketing represents a real benefit for companies distributing products and services present in the application, avoiding the placement of unwanted advertisements by generating content from the users' field of interest.

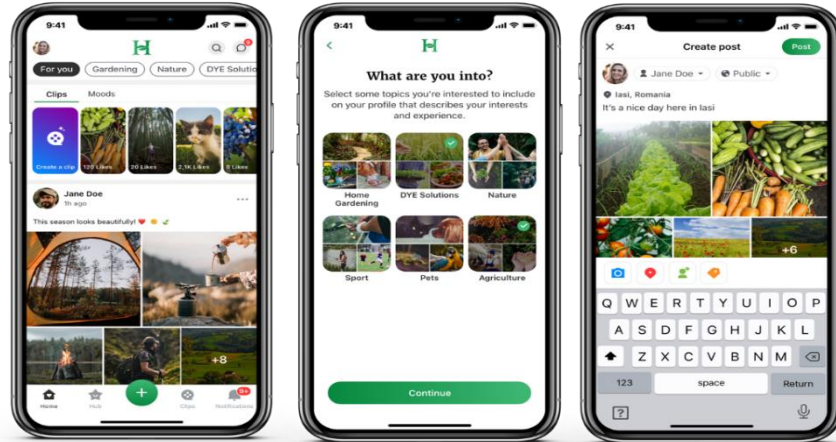


Fig.11. Homeland Beta Social Network (from left to right: feed page; choosing interests to receive personalized content; creating post)

The application is also intended to be an important tool with an educational role in training new generations in the sphere of environmental protection and, at the same time, a place where beginners learn and understand the complexity of the processes involved in making some beneficial changes on the environment. For professionals, the application represents a meeting space where they can set up various events or campaigns and have real-time access to the most important information in their area of interest.

CHRDAdS will be the platform made available to companies interested in promoting themselves through Homeland, having access to the largest community of supporters of the concept of environmental awareness. Monetization will be done in a *Pay per view*, *Pay per click* or *Pay per conversion* system, currently taking into account the development of HomelandPixel, in order to ensure the traceability of the advertising process.

All functions of the Homeland platform play a synergistic role, both for users and partner companies of Chromosome Dynamics, with the platform organically adapting to the demands and needs of all stakeholders, following a natural and evolutionary path, including in relation to the latest IT breakthroughs .

The development process of the social network Homeland is moving forward quickly, and it will be available for free download from the AppleStore and MagazinPlay.

Total **Homeland** investments (*backend, frontend, management platform, promo*):

566,280.05 Lei

Status: Beta version (completed)

Estimated release date: September 15, 2022



Agrobazar Marketplace

At the beginning of 2021, Chromosome Dynamics S.A. started the process of establishing the largest multi-vendor agro-industrial marketplace in Romania. Currently, Agrobazar Marketplace (<https://www.agrobazar.ro/> + App) offers customers *12 categories* of products intended to cover the entire agri-food sector, the portfolio of items reaching 100,000 products from small producers to large distributors, such as *Rodbun Group S.A., Adiss S.A., Eurostoc Online International, Norofert S.A. and Universal Tools Distribution.*

The main purpose of the marketplace is to support and simplify the buying and selling process in the agri-food sector, focusing on creating a unique experience for each individual customer. Moreover, the marketplace offers the assurance of the best choices through free consultation and verification of each partner manufacturer or distributor. Intuitive and easy to be accessed, the Agrobazar Marketplace platform recorded, **in the first month, over 1,000 orders, generating sales of approximately 70,000 Euros during the off-campaign period.** In the first 3 months, sales of over 150,000 euros were recorded. In the spring 2022 campaign (March-May 2022), Agrobazar generated sales of approximately 300,000 euros. It should be specified that the months of March, April and May are considered "*spring campaign*".

With no sign-up fee, both small local manufacturers and large distributors benefit from full order tracking and unlimited product uploads in exchange for a **10% commission on successful sales** (returns and refusals of receipt are not commissioned). Agrobazar Marketplace offers partner vendors the opportunity to directly answer customer questions within the platform, thus avoiding any informational error.

The Agrobazar mobile application registered approximately **3,500 orders in the first three months after its launch**, in the amount of over 100,000 euros, the Company managing to conclude partnerships with approximately 40 domestic and international vendors, in a unified online management system - platform of *type API3* (direct integration of online stores), having functionality identical to that of large marketplace platforms. During the same semester, the Company succeeded in fully integrating both the Company's management with all the vendors registered in the platform, but also the entire invoicing and courier process involved in the processing and delivery of orders.

In Romania, the Agrobazar international application, compatible with both the iOS and Android systems - interconnected with the innovative IT&AI software and hardware modules developed by the Issuer - represents Chromosome Dynamics' own sales channel. Thus, Agrobazar Marketplace represents, at the moment, a pillar project of the retail division, supporting both the company and the partners of Chromosome Dynamics through the sale-purchase system made available, but also through the promotion of innovative products and services for farmers, being an important source of capital. The internationalization strategy will involve its commodification "*as-a-service*", by making it available to local distributors of products from the Agro, Brico, Home&Garden categories, in exchange for a usage fee.

Total **Agrobazar** investments (*backend, frontend, management platform, promo*):

808,993.71 Lei

Status: completed

Release date: October 2021



Tortoise

It is a *delivery type* application, which aims to create an accessible link between independent agricultural producers and slow food restaurants and consumers who want a diet based on organic raw materials, of the best quality.

Total **Tortoise** investments (*backend, frontend, management platform, promo*):

32,861.79 Lei

Status: completed

Estimated release date: December 2022

ORGNit

It represents a complex physical-digital hybrid system that combines the security and traceability of products so that their counterfeiting is impossible.

Total **ORGNit** investments (*backend, frontend, management platform, promo*):

24,904.11 Lei

Status: completed

Estimated release date: October 2022

CHRD Agro Inputs Factory

Chromosome Dynamics established in early 2022 a production facility for biostimulants and fertilizers for conventional and organic agriculture. With extensive experience in designing input recipes necessary for the proper care of agricultural crops, the company provides the most effective products at producer prices.

Total **CHRD Agro Inputs Factory** investments (*permits, approvals, landscaping works, equipment*):

610,000 Lei

Status: completed

Completion date: June 2022

Operational from: August 2022

Investments in the development of the aforementioned platforms were carefully calculated and were made exclusively with mixed outsourcing teams. The partner companies involved in the development process of the applications showed proactivity and maximum availability, which is why the creation of the



applications, respectively, the development of some of them up to the Beta version stage, was done in record time.

Compared to the international IT market (system development and architecture), the costs of implementing CHRD projects were kept to a minimum, without affecting the quality of the final products, a fact that also due to the availability and long-term vision of the campaigns that actively participated in their development.

Also, R&D, copywriting, graphics, functionality thinking and marketing services were done in-house with CHRD staff, resulting in a major cost reduction.

Total investments in projects completed or in the process of completion:

3,016,320.43 Lei

Financial and economic analysis

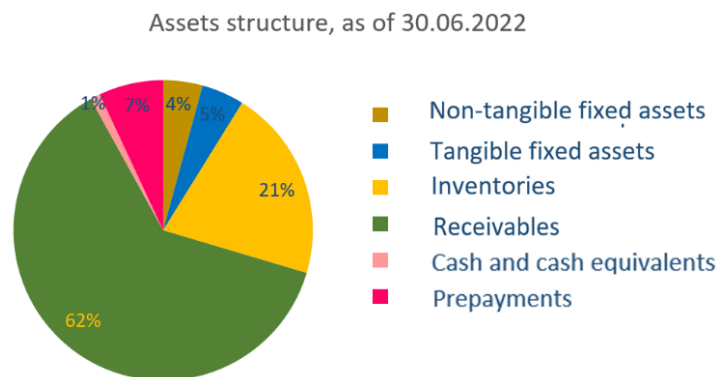
The source of all financial information presented in this section is the half-year financial statements as of 30th of June, 2022, which are unaudited.

Short analysis of the balance sheet

The financial position of the Issuer during the reporting period reflects the dynamics of the accelerated business development, which is captured, however, at an "interim" moment not only of the year, but also of the implementation of the management plan for 2022.

The 57% increase in the value of the company's total assets, as compared to the beginning of the year, was generated by significant positive developments for all asset categories.

Fixed assets, representing 9% of total assets, increased by 241.3 thousand lei during the reporting period, mainly from the purchases and disposals operations in terms of equipment, means of transport and other equipment (furniture, office equipment, etc.), adjusted by the depreciation value of fixed assets for the first six months of the current financial year.



At the same time, we note that, although the intangible assets position has not recorded any changes other than depreciation, the value of investments in the development of IT/AI applications and projects to be capitalised and to be added to existing intangible assets is reflected, as of 30.06.2022, by the *Prepaid expenses* position, the balance of which was RON 638.6 thousand. These will be recorded as intangible fixed assets, once the minutes of receipt for the developed software (SpellBox, Homeland, CHR D Ads, etc.) are signed, part of which has already been done in the months after the end of the reporting period.

Current assets, the category with the largest share in total assets, increased by 46.84% in the first half of 2022 (+2,459 thousand lei), their variation contributing 74% to the total variation of the company's assets.

The main contribution, both to the total value of current assets and to the change in their value, belongs to the category of Receivables which, as of 30.06.2022 represented 64.1% of total assets and 74% of total current assets.

Chromosome Dynamics' **Receivables**, by 30.06.2022, aggregate receivables from consultancy service contracts as well as receivables from direct and marketplace distribution activity. Approximately 90% of the receivables are not overdue, while some have been extinguished by the reporting date, and the management considers that there is no risk of non-collection.

Moreover, a significant part of the receivables (approximately 60%) are generated from consultancy services provided for Chromosome's partners, which will be extinguished by offsetting with purchases of services or products - based on contracts concluded on extremely advantageous terms for the company. Also, the amount of 615.4 thousand lei corresponds to a contract for consultancy services provided within



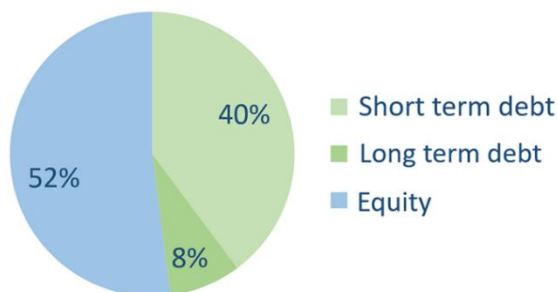
the framework of a project financed by the European Investment Bank, which will be cashed after the approval of this institution, already obtained by the client in August. Chromosome's services involved the design, implementation, supervision and coordination of the entire project for the construction of an ecological biostimulator plant for a major supplier of agricultural inputs in Romania.

The value of **Stocks**, of which commodities account for 93%, increased in direct correlation with the increase in commodity sales. We underline the fact that, as of 30.06.2022, in only 6 months from the beginning of the financial year, the value of sales of goods (1,996.6 thousand lei) is already 46.5% higher than the value of sales for the whole year 2021. Consequently, the stock of goods at the end of the reporting period, amounting to 1,760.1 thousand lei, will ensure the requirements for sales in the following period. The goods in stock have a shelf life of 2 - 5 years and, in the case of those goods that were purchased as compensation for consultancy services rendered, the trade margin is up to 250%.

Cash in hand, amounting to 97.9 thousand lei, evolved during the reporting period in inverse correlation with the amount of resources absorbed by the investment policy in the development of software and applications, as well as stocks. We would like to point out that, as of 30.06.2022, the company has no outstanding payment obligations in relation to the terms agreed with its suppliers or other creditors.

As mentioned above, the balance sheet item **Prepayments** in the amount of 638.6 thousand lei totals the amount of expenses already incurred with software development and the completion of applications that will be capitalized as intangible fixed assets in the next period, after the signing of the minutes of their receipt with the contracted third parties.

Asset financing structure



As of 30.06.2022, the value of Chromosome Dynamics' assets is financed 52% from **equity** and 47.95% from external sources, which in turn are represented by 83% **current debt** and 17% **long-term debt**.

Short-term payables, amounting to 3,645 thousand lei and by 2,863.6 thousand lei higher than the beginning of the year, consist of 84.3% of trade payables to suppliers.

In addition to the fact that this dynamic reflects the increase in distribution activity and investments in applications and software by subcontracting to third parties specialising in IT/AI, it should be noted that in the case of many invoices, their value is adjusted at maturity with discounts negotiated with suppliers (through annexes to the invoice). Also, part of the debts to main partners/suppliers are offset by the provision of factory inputs or consultancy services.

It is important to note that at the end of the reporting period, the company had no late payments or outstanding debts, apart from those which, for contractual reasons, were refused or deferred for payment until the issues will have been clarified.

Long-term debt, amounting to 746.6 thousand lei, reflect the value of leasing contracts concluded for the purchase of means of transport and equipment (299 thousand lei), as well as the corresponding value of the IMM Invest loan obtained during the reporting period (485 thousand lei).



The Issuer's **equity**, in the amount of 4,767.1 thousand lei decreased slightly (-3.6%) compared to the beginning of the reporting period, due to the negative result of the period (-178.7 thousand lei). It reflects the significant multi-plan investments committed in the first half of the year.

Management's expectations for the end of the next quarter project positive results, while the budgeted values for the end of the current financial year remain unchanged, given that the period with the highest revenue records will be the last quarter.

Profit and Loss Analysis

Net sales as of 30.06.2022 marks an 83% increase compared to the same period last year, while total operating revenues increased by 88%. Structurally, the category with the largest share in turnover (58.2%) is the revenue from the sale of goods - through Agrobazar marketplace and direct distribution, amounting to 2,649.7 thousand lei. B2B consultancy services provided to partners generated revenues of 1,905.6 thousand lei, contributing 41.8% to turnover.

Both main categories of revenues recorded significant increases, as compared to the same period of the previous year. While revenues from the sale of goods increased by 20 times, revenues from the provision of consultancy services reached 81% of the value registered at the end of the reference period (30.06.2021). Therefore, operating revenues increased by 88% as of 30.06.2022.

Moreover, in the first half of the year, the revenue from distribution activity exceeded by 452% the figures for the full year 2021, while the revenue from consulting reached 46% of the value reported at the end of 2021.

As a result, **operating revenues** in the reporting period increased by 2,189.9 thousand lei, i.e. by 87.7% compared to the reference period (30.06.2021).

The company's main category of **expenses** is merchandise expenses, accounting for 52.1% of operating expenses, which increased by 231% in H1, mainly due to the intensification of distribution activity through marketplace and direct distribution through sales partners.

Expenses related to external services, amounting to 1,210.1 thousand lei as at 30.06.2022 and accounting for 92% of Other operating expenses, a category with a share of 25% of total operating expenses, include the value of promotion services, market prospecting consultancy, leasing management, occupational medicine, maintenance and repair of premises, premises protection, accounting, internet and telecommunications, phytosanitary and environmental protection analyses, etc.

We note that the budget allocated to promotion and advertising represents 50.3% of the total expenditure on external services, the amount of 608.3 thousand lei exceeding by 27% the budget allocated for the whole last year, 2021.

The dynamics of personnel expenses, a category accounting for 15% of the total operating expenses, was due to the increase of the CHRD team from 10 to 18 people (+80%), naturally driven by the development strategy.

The **financial income** generated by exchange rate differences (1.2 thousand lei) associated with **financial expenses** of 12.3 thousand lei, 62.5% of which are expenses from exchange rate differences, led to a negative financial result of -10.3 thousand lei.

The **net result** as at 30.06.2022, in the negative amount of -178 thousand lei, is attributed to the dynamics of the growth of expenses at a faster pace than that of the income for the reporting period.



This difference in pace is natural to a period of intense simultaneous investment efforts on all business lines, which will generate revenues starting from the end of the third quarter of the current year.

Profitability growth in the coming period will be boosted by the business model that systemically and synergistically brings together several business lines that leverage and serve each other towards the achievement of the development strategy.

Main economic and financial indicators

The table of main economic and financial indicators presents a balanced medium and long-term financial position and a comfortable level of current and immediate liquidity.

In the context of the interpretation of the liquidity indicators, we again highlight the particularities of the business model, where receivables and payables offset each other to a significant extent, payment terms - in relation to suppliers but also to customers - are often negotiated for relatively long periods, but also the fact that at the end of the reporting period, the company does not record overdue payables in relation to the terms agreed with partners, with the exception of a contractual relationship where ongoing clarifications have been required.

In conclusion, given that debts due within one year are covered 1.6 times by the value of receivables and that long-term debts contribute only 13.5% to the company's permanent capital, the company's ability to meet its obligations to third parties - short and long-term - from its own assets is satisfactory and the level of risk associated with the degree of indebtedness is relatively low.

Risk factors, trends, events, transactions and uncertainties with significant impact on the Issuer

The geopolitical and macroeconomic context will continue to impact the company's business, together with recent hyperinflationary trends, uncertainties in the energy sector and in the supply logistics systems, which affect the entire ecosystem of CHRD's business.

Therefore, Chromosome Dynamics' management believes that there is the risk that, under the intensification of the current challenges, some of the business lines will be affected, without, however, its materialization dramatically influencing the company's activity. Direct risks may be related to the availability of partners to purchase services (e.g. ORGNit) or the availability of certain raw materials. Management also takes into account the risk of price increases for finished products and raw materials impacting the profitability of the company.

As in the previous period, the company's financial liquidity is supported by the contracts concluded with CHRD's partners which involve the mutual settlement of debts in return, i.e. through services or products provided by the parties to each other.

At the time of the report, the Company's management maintains its estimates of results and performance at levels close to those described in the memorandum for the admission to trading of CHRD shares published on 05.05.2022 respectively as per the Issuer's income and expenditure budget approved by the AGM held on 11.04.2022.



Changes in the Issuer's share capital or management

In the first 6 months of 2022, no significant changes occurred in the Issuer's share capital, management or in the rights of shareholders of CHROMOSOME DYNAMICS S.A.

Moreover, the company was always able to meet its financial obligations. The amount of debt in arrears with the deadlines agreed with business partners (2.5% of the total amount of debts as at 30.06.2022) relates to a contract whose performance is subject to deferment, until the necessary clarifications will have been made.

Significant transactions. Transactions with related parties.

During the reporting period, there were no significant transactions made by the issuer with persons with whom it acts in concert or in which such persons were involved. The issuer has no related parties.

Administrator's Statement

Hereby, the undersigned **IONEL Mugurel-Gabriel**, as Sole Administrator of Chromosome Dynamics S.A., issuer of financial instruments admitted to trading on the Multilateral Trading System administered by the Bucharest Stock Exchange, declare that, to the best of my knowledge, the half-yearly financial statements of CHROMOSOME DYNAMICS S.A., drawn up as at 30.06.2022 in accordance with the accounting standards in force, reflect a true and fair view of the company's assets, liabilities, financial position, income and expenses, and the Sole Administrator's report, published on 30.08.2022 in accordance with the assumed financial calendar, fairly and completely presents information about the issuer in its essential aspects.

Sole Administrator
IONEL Mugurel-Gabriel

Bucharest, 30th of August, 2022

Bifati numai
dacă
este cazul :

- Mari Contribuabili care depun bilanțul la București
- Sucursala
- GIE - grupuri de interes economic
- Activ net mai mic de 1/2 din valoarea capitalului subscris

 An Semestru
Anul **2022**Versiuni **Atenție!**

Suma de control 122.492

Entitatea CHROMOSOME DYNAMICS S.A.

Adresa

Județ București Sector Sector 6 Localitate București

Strada DRUMUL VALEA FURCII Nr. 156-158 Bloc C1 Scara Ap. 24 Telefon 0744650263

Număr din registrul comerțului J40/1800/2020

Cod unic de înregistrare 4 2 2 3 4 1 9 8

Forma de proprietate

34--Societati pe actiuni

Activitatea preponderenta (cod si denumire clasa CAEN)

4791 Comerț cu amănuntul prin intermediul caselor de comenzi sau prin Internet

Activitatea preponderenta efectiv desfasurata (cod si denumire clasa CAEN)

4791 Comerț cu amănuntul prin intermediul caselor de comenzi sau prin Internet

 Raportari contabile semestriale
 Entități mijlocii, mari si entități de interes public

 Entități mici

 Microentități

 Entități de interes public

?

 1. entitățile care au optat pentru un exercițiu financiar diferit de anul calendaristic, cf.art.27 din Legea contabilității nr. 82/1991

Raportare contabilă la data de 30.06.2022 întocmită de entitățile cărora le sunt incidente Reglementările contabile privind situațiile financiare anuale individuale și situațiile financiare anuale consolidate, aprobate prin OMFP nr. 1.802/2014, cu modificările și completările ulterioare, coroborat cu art.3 din OMF nr.1669/ 2022 și care în exercițiul financiar precedent au înregistrat o cifră de afaceri mai mare decât echivalentul în lei a 1.000.000 euro.

F10 - SITUATIA ACTIVELOR, DATORILOR SI CAPITALURILOR PROPRII

F20 - CONTUL DE PROFIT ȘI PIERDERE

F30 - DATE INFORMATIVE

Instrucțiuni

Corelații

1.Import fisier XML - F10 la 31/12/AP

2.Import fisier XML - F20 la 30/06/AP

Import 'balanta.txt'

Import fisier XML creat cu alte aplicații

VALIDARE

DEBLOCARE

ANULARE

LISTARE

ADMINISTRATOR,

INTOCMIT,


Numele si prenumele

Ionel Mugurel - Gabriel

Numele si prenumele

SC CONTACOR EXPERT SRL

Semnătura



?

Calitatea

22--PERSOANE JURIDICE AUTORIZATE, MEMBRE CECCAR

Nr.de înregistrare in organismul profesional

4112/2007

CIF/ CUI membru CECCAR

2 0 9 2 3 1 2 4

Semnătura

Digitally signed by
Corina-Ileana Rusu
Date: 2022.08.29
09:58:28 +03'00'

Semnătura electronică

Formular VALIDAT

SITUAȚIA ACTIVELOR, DATORIILOR ȘI CAPITALURILOR PROPRII

Cod 10

la data de 30.06.2022

- lei -

Denumirea elementului	Nr.rd. OMF nr. 1669/ 2022	Nr. rd.	Sold la:	
			01.01.2022	30.06.2022
A		B	1	2
<small>(formulele de calcul se refera la Nr.rd. din col.B)</small>				
A. ACTIVE IMOBILIZATE				
I. IMOBILIZĂRI NECORPORALE (ct.201+203+205+206+2071+4094 +208-280-290 - 4904)	01	01	398.795	389.161
II. IMOBILIZĂRI CORPORALE(ct.211+212+213+214+215+216+217+223+224 +227+231+235+4093-281-291-2931-2935 - 4903)	02	02	171.328	422.213
III. IMOBILIZĂRI FINANCIARE (ct.261+262+263+265+267* - 296*)	03	03		0
ACTIVE IMOBILIZATE - TOTAL (rd. 01 + 02 + 03)	04	04	570.123	811.374
B. ACTIVE CIRCULANTE				
I. STOCURI (ct.301+302+303+321+322+/-308+323+326+327+328+331+332 +341+345+346+347+/-348+351+354+356+357+358+361+/-368+371+/-378 +381+/-388+4091- 391- 392-393-394-395-396-397-398 - din ct.4428 - 4901)	05	05	353.362	1.898.203
II.CREANȚE				
1. (ct.267*-296*+4092+411+413+418+425+4282+431**+436**+437**+4382 +441**+4424+din ct.4428**+444**+445+446**+447**+4482+451**+453** +456**+4582+461+4662+473** - 491 - 495 - 496 - 4902 +5187)	06	06a (301)	3.479.699	5.712.150
2. Creanțe reprezentând dividende repartizate în cursul exercițiului financiar (ct. 463)	07	06b (302)		
TOTAL (rd. 06a+06b)	08	06	3.479.699	5.712.150
III. INVESTIȚII PE TERMEN SCURT (ct.501+505+506+507+ 508*+5113+5114-591-595-596-598)	09	07		
IV. CASA ȘI CONTURI LA BĂNCI (ct.508* + 5112+512+531+532+541+542)	10	08	1.416.207	97.910
ACTIVE CIRCULANTE - TOTAL (rd. 05 + 06 + 07 + 08)	11	09	5.249.268	7.708.263
C. CHELTUIELI ÎN AVANS (ct. 471) (rd.11+12)	12	10	22.506	638.598
Sume de reluat într-o perioadă de până la un an (ct. 471*)	13	11	22.506	638.598
Sume de reluat într-o perioadă mai mare de un an (ct. 471*)	14	12		
D. DATORII: SUMELE CARE TREBUIE PLĂTITE ÎNTR-O PERIOADĂ DE PÂNĂ LA UN AN (ct.161+162+166+167+168-169+269+401+403+404+405+408+419 +421+423+424+426+427+4281+431***+436***+437***+4381+441***+4423 +4428***+444***+446***+ 447***+4481+451***+453*** +455+456***+457 +4581+462+4661+473***+509+5186+519)	15	13	781.365	3.644.983
E. ACTIVE CIRCULANTE NETE/DATORII CURENTE NETE (rd.09+11-13-20-23-26)	16	14	4.490.409	4.701.878
F. TOTAL ACTIVE MINUS DATORII CURENTE (rd.04 +12+14)	17	15	5.060.532	5.513.252
G. DATORII:SUMELE CARE TREBUIE PLATITE INTR-O PERIOADA MAI MARE DE UN AN (ct.161+162+166+167+168-169+269+401+403+404+405+408+419 +421+423+424+426+427+4281+431***+436***+437***+4381+441***+4423 +4428***+444***+446***+ 447***+4481+451***+453*** +455+456***+4581 +462+4661+473***+509+5186+519)	18	16	71.599	746.161
H. PROVIZIOANE (ct. 151)	19	17	43.117	0
I. VENITURI IN AVANS (rd. 19 + 22 + 25 + 28)	20	18		
1. Subvenții pentru investiții (ct. 475), (rd.20+21)	21	19		
Sume de reluat într-o perioadă de până la un an (din ct. 475*)	22	20		
Sume de reluat într-o perioadă mai mare de un an (din ct. 475*)	23	21		
2. Venituri înregistrate în avans (ct. 472) (rd.23+24)	24	22		

Sume de reluat într-o perioadă de până la un an (din ct. 472*)	25	23		
Sume de reluat într-o perioadă mai mare de un an (din ct. 472*)	26	24		
3. Venituri în avans aferente activelor primite prin transfer de la clienți (ct. 478) (rd.26+27)	27	25		
Sume de reluat într-o perioadă de până la un an (din ct. 478*)	28	26		
Sume de reluat într-o perioadă mai mare de un an (din ct. 478*)	29	27		
Fondul comercial negativ (ct.2075)	30	28		
J. CAPITAL ȘI REZERVE				
I. CAPITAL (rd. 30+31+32+33+34)	31	29	122.492	122.492
1. Capital subscris vărsat (ct. 1012)	32	30	122.492	122.492
2. Capital subscris nevărsat (ct. 1011)	33	31		
3. Patrimoniul regiei (ct. 1015)	34	32		
4. Patrimoniul institutelor naționale de cercetare-dezvoltare (ct. 1018)	35	33		
5. Alte elemente de capitaluri proprii (ct. 1031)	36	34		
II. PRIME DE CAPITAL (ct. 104)	37	35	3.830.478	3.830.478
III. REZERVE DIN REEVALUARE (ct. 105)	38	36		
IV. REZERVE (ct.106)	39	37	24.498	24.498
Acțiuni proprii (ct. 109)	40	38		
Câștiguri legate de instrumentele de capitaluri proprii (ct. 141)	41	39		
Pierderi legate de instrumentele de capitaluri proprii (ct. 149)	42	40		
V. PROFITUL SAU PIERDEREA REPORTAT(Ă)				
SOLD C (ct. 117)	43	41	16.741	968.348
SOLD D (ct. 117)	44	42	0	0
VI. PROFITUL SAU PIERDEREA LA SFÂRȘITUL PERIOADEI DE RAPORTARE				
SOLD C (ct. 121)	45	43	976.065	0
SOLD D (ct. 121)	46	44		178.725
Repartizarea profitului (ct. 129)	47	45	24.458	
CAPITALURI PROPRII - TOTAL (rd. 29+35+36+37-38+39-40+41-42+43-44-45)	48	46	4.945.816	4.767.091
Patrimoniul public (ct. 1016)	49	47		
Patrimoniul privat (ct. 1017) <i>l)</i>	50	48		
CAPITALURI - TOTAL (rd. 46+47+48) (rd.04+09+10-13-16-17-18)	51	49	4.945.816	4.767.091

*) Conturi de repartizat după natura elementelor respective.

**) Solduri debitoare ale conturilor respective.

***) Solduri creditoare ale conturilor respective.

1) Se va completa de către entitățile cărora le sunt incidente prevederile Ordinului ministrului finanțelor publice și al ministrului delegat pentru buget nr. 668/2014 pentru aprobarea Precizărilor privind întocmirea și actualizarea inventarului centralizat al bunurilor imobile proprietate privată a statului și a drepturilor reale supuse inventarierii, cu modificările și completările ulterioare.

ADMINISTRATOR,

Numele și prenumele

Ionel Mugurel - Gabriel

Semnătura

Formular
VALIDAT

INTOCMIT,

Numele și prenumele

SC CONTACOR EXPERT SRL

Calitatea

22--PERSOANE JURIDICE AUTORIZATE, MEMBRE CECCAR

Semnătura

Nr. de înregistrare în organismul profesional:

4112/2007

CONTUL DE PROFIT ȘI PIERDERE

la data de 30.06.2022

Cod 20

- lei -

Denumirea indicatorilor	Nr.rd. OMF nr.1669/ 2022	Nr. rd.	Realizari aferente perioadei de raportare	
			01.01.2021- 30.06.2021	01.01.2022- 30.06.2022
A		B	1	2
(formulele de calcul se refera la Nr.rd. din col.B)				
1. Cifra de afaceri netă (rd. 02+03-04+06)	01	01	2.488.612	4.555.212
- din care, cifra de afaceri netă corespunzătoare activității preponderente efectiv desfășurate	02	01a (301)	2.488.612	4.555.212
Producția vândută (ct.701+702+703+704+705+706+708)	03	02	2.364.402	1.905.558
Venituri din vânzarea mărfurilor (ct. 707)	04	03	130.632	2.649.654
Reduceri comerciale acordate (ct. 709)	05	04	6.422	0
— Venituri din dobânzi înregistrate de entitățile radiate din Registrul general și care mai au în derulare contracte de leasing (ct.766*)		05		
Venituri din subvenții de exploatare aferente cifrei de afaceri nete (ct.7411)	06	06	0	0
2. Venituri aferente costului producției în curs de execuție (ct.711+712)				
Sold C	07	07	905	
Sold D	08	08	0	
3. Venituri din producția de imobilizari necorporale și corporale (ct.721+ 722)	09	09		
4. Venituri din reevaluarea imobilizărilor corporale (ct. 755)	10	10		
5. Venituri din producția de investiții imobiliare (ct. 725)	11	11		
6. Venituri din subvenții de exploatare (ct. 7412 + 7413 + 7414 + 7415 + 7416 + 7417 + 7419)	12	12		
7. Alte venituri din exploatare (ct.751+758+7815)	13	13	8.600	132.803
-din care, venituri din subvenții pentru investiții (ct.7584)	14	14		
-din care, venituri din fondul comercial negativ (ct.7815)	15	15		
VENITURI DIN EXPLOATARE – TOTAL (rd. 01+07-08+09+10+11+12+13)	16	16	2.498.117	4.688.015
8. a) Cheltuieli cu materiile prime și materialele consumabile (ct.601+602)	17	17	141.087	38.948
Alte cheltuieli materiale (ct.603+604+606+608)	18	18	11.300	69.537
b) Alte cheltuieli externe (cu energie și apă)(ct.605)	19	19	736	7.188
- din care, cheltuieli privind consumul de energie (ct. 6051)	20	19a (302)	736	5.860
c) Cheltuieli privind mărfurile (ct.607)	21	20	757.323	2.507.077
Reduceri comerciale primite (ct. 609)	22	21	95.189	0
9. Cheltuieli cu personalul (rd. 23+24)	23	22	328.585	713.098
a) Salarii și indemnizații (ct.641+642+643+644)	24	23	321.710	693.343
b) Cheltuieli cu asigurările și protecția socială (ct.645+646)	25	24	6.875	19.755
10.a) Ajustări de valoare privind imobilizările corporale și necorporale (rd. 26 - 27)	26	25	25.646	177.646

a.1) Cheltuieli (ct.6811+6813+6817+ din ct.6818)	27	26	25.646	177.646
a.2) Venituri (ct.7813 + din ct.7818)	28	27		
b) Ajustări de valoare privind activele circulante (rd. 29 - 30)	29	28		
b.1) Cheltuieli (ct.654+6814 + din ct.6818)	30	29		
b.2) Venituri (ct.754+7814 + din ct.7818)	31	30		
11. Alte cheltuieli de exploatare (rd. 32 la 37)	32	31	622.470	1.315.591
11.1. Cheltuieli privind prestațiile externe (ct.611+612+613+614+615+621+622+623+624+625+626+627+628)	33	32	585.063	1.210.127
11.2. Cheltuieli cu alte impozite, taxe și vărsăminte asimilate; cheltuieli reprezentând transferuri și contribuții datorate în baza unor acte normative speciale(ct. 635 + 6586*)	34	33	2.567	17.193
11.3. Cheltuieli cu protecția mediului înconjurător (ct. 652)	35	34		0
11.4 Cheltuieli din reevaluarea imobilizărilor corporale (ct. 655)	36	35		0
11.5. Cheltuieli privind calamitățile și alte evenimente similare (ct. 6587)	37	36		0
11.6. Alte cheltuieli (ct.651+ 6581+ 6582 + 6583 + 6584 + 6588)	38	37	34.840	88.271
Cheltuieli cu dobânzile de refinanțare înregistrate de entitățile radiate din Registrul general și care mai au în derulare contracte de leasing (ct.666*)		38		
Ajustări privind provizioanele (rd. 40 - 41)	39	39	14.780	-17.838
- Cheltuieli (ct.6812)	40	40	14.780	-17.838
- Venituri (ct.7812)	41	41		0
CHELTUIELI DE EXPLOATARE – TOTAL (rd. 17 la 20- 21+22+25+28+31+ 39)	42	42	1.806.738	4.811.247
PROFITUL SAU PIERDEREA DIN EXPLOATARE:				
- Profit (rd. 16 - 42)	43	43	691.379	0
- Pierdere (rd. 42 - 16)	44	44	0	123.232
12. Venituri din interese de participare (ct.7611+7612+7613)	45	45		
- din care, veniturile obținute de la entitățile afiliate	46	46		
13. Venituri din dobânzi (ct. 766)	47	47		
- din care, veniturile obținute de la entitățile afiliate	48	48		
14. Venituri din subvenții de exploatare pentru dobânda datorată (ct. 7418)	49	49		
15. Alte venituri financiare (ct.762+764+765+767+768+7615)	50	50	103	1.974
- din care, venituri din alte imobilizări financiare (ct. 7615)	51	51		
VENITURI FINANCIARE – TOTAL (rd. 45+47+49+50)	52	52	103	1.974
16. Ajustări de valoare privind imobilizările financiare și investițiile financiare deținute ca active circulante (rd. 54 - 55)	53	53		
- Cheltuieli (ct.686)	54	54		
- Venituri (ct.786)	55	55		
17. Cheltuieli privind dobânzile (ct.666)	56	56	2.485	4.617
- din care, cheltuielile în relația cu entitățile afiliate	57	57		
18. Alte cheltuieli financiare (ct.663+664+665+667+668)	58	58	2.638	7.683
CHELTUIELI FINANCIARE – TOTAL (rd. 53+56+58)	59	59	5.123	12.300
PROFITUL SAU PIERDEREA FINANCIAR(Ă):				

- Profit (rd. 52 - 59)	60	60	0	0
- Pierdere (rd. 59 - 52)	61	61	5.020	10.326
VENITURI TOTALE (rd. 16 + 52)	62	62	2.498.220	4.689.989
CHELTUIELI TOTALE (rd. 42 + 59)	63	63	1.811.861	4.823.547
19. PROFITUL SAU PIERDEREA BRUT(Ă):				
- Profit (rd. 62 - 63)	64	64	686.359	0
- Pierdere (rd. 63 - 62)	65	65	0	133.558
20. Impozitul pe profit (ct.691)	66	66		
21. Impozitul specific unor activități (ct. 695)	67	67		
22. Alte impozite neprezentate la elementele de mai sus (ct.698)	68	68	23.329	45.167
23. PROFITUL SAU PIERDEREA NET(Ă) A PERIOADEI DE RAPORTARE:				
- Profit (rd. 64 - 65 - 66 - 67 - 68)	69	69	663.030	0
- Pierdere (rd. 65 + 66 + 67 + 68 - 64)	70	70	0	178.725

*) Conturi de repartizat după natura elementelor respective.

La rândul 24 (cf.OMF nr.1669/ 2022)- se cuprind și drepturile colaboratorilor, stabilite potrivit legislației muncii, care se preiau din rulajul debitor al contului 621 „Cheltuieli cu colaboratorii”, analitic „Colaboratori persoane fizice”.

La rândul 34 (cf.OMF nr.1669/ 2022)- în contul 6586 „Cheltuieli reprezentând transferuri și contribuții datorate în baza unor acte normative speciale” se evidențiază cheltuielile reprezentând transferuri și contribuții datorate în baza unor acte normative speciale, altele decât cele prevăzute de Codul fiscal.

ADMINISTRATOR,

INTOCMIT,


Numele si prenumele

Ionel Mugurel - Gabriel

Numele si prenumele

SC CONTACOR EXPERT SRL

Semnătura _____



Calitatea

22--PERSOANE JURIDICE AUTORIZATE, MEMBRE CECCAR

Semnătura _____

Formular
VALIDAT

Nr.de inregistrare in organismul profesional:

4112/2007

Cod 30 (formulele de calcul se refera la Nr.rd. din col.B)

- lei -

I. Date privind rezultatul inregistrat	Nr.rd. OMF nr.1669 / 2022	Nr. rd.	Nr.unitati		Sume	
A		B	1		2	
Unitați care au inregistrat profit	01	01				
Unitați care au inregistrat pierdere	02	02	1		178.725	
Unitați care nu au inregistrat nici profit, nici pierdere	03	03				
II Date privind platile restante		Nr. rd.	Total, din care:		Pentru activitatea curenta	Pentru activitatea de investitii
A		B	1=2+3		2	3
Plati restante – total (rd.05 + 09 + 15 la 17 + 18)	04	04	109.562		109.562	
Furnizori restanți – total (rd. 06 la 08)	05	05	109.562		109.562	
- peste 30 de zile	06	06	109.562		109.562	
- peste 90 de zile	07	07				
- peste 1 an	08	08				
Obligatii restante fata de bugetul asigurarilor sociale – total(rd.10 la 14)	09	09				
- contributii pentru asigurari sociale de stat datorate de angajatori, salariati si alte persoane asimilate	10	10				
- contributii pentru fondul asigurarilor sociale de sanatate	11	11				
- contribuția pentru pensia suplimentară	12	12				
- contributii pentru bugetul asigurarilor pentru somaj	13	13				
- alte datorii sociale	14	14				
Obligatii restante fata de bugetele fondurilor speciale si alte fonduri	15	15				
Obligatii restante fata de alti creditorii	16	16				
Impozite, contributii si taxe neplatite la termenul stabilit la bugetul de stat, din care:	17	17				
- contributia asiguratorie pentru munca	18	17a (301)				
Impozite si taxe neplatite la termenul stabilit la bugetele locale	19	18				
III. Numar mediu de salariati		Nr. rd.	30.06.2021		30.06.2022	
A		B	1		2	
Numar mediu de salariati	20	19	10		17	
Numarul efectiv de salariati existenti la sfarsitul perioadei, respectiv la data de 30 iunie	21	20	10		18	
IV. Redevențe plătite în cursul perioadei de raportare, subvenții încasate și creanțe restante				Nr. rd.	Sume (lei)	
A				B	1	
Redevențe plătite în cursul perioadei de raportare pentru bunurile din domeniul public, primite în concesiune, din care:			22	21		
- redevențe pentru bunurile din domeniul public plătite la bugetul de stat			23	22		
Redevență minieră plătită la bugetul de stat			24	23		

Redevență petrolieră plătită la bugetul de stat	25	24	
Chirii plătite în cursul perioadei de raportare pentru terenuri I)	26	25	
Venituri brute din servicii plătite către persoane nerezidente , din care:	27	26	
- impozitul datorat la bugetul de stat	28	27	
Venituri brute din servicii plătite către persoane nerezidente din statele membre ale Uniunii Europene, din care:	29	28	
- impozitul datorat la bugetul de stat	30	29	
Subvenții încasate în cursul perioadei de raportare, din care:	31	30	
- subvenții încasate în cursul perioadei de raportare aferente activelor	32	31	
- subvenții aferente veniturilor, din care:	33	32	
- subvenții pentru stimularea ocupării forței de muncă *)	34	33	
- subvenții pentru energie din surse regenerabile	35	33a (316)	
- subvenții pentru combustibili fosili	36	33b (317)	
Creanțe restante , care nu au fost încasate la termenele prevăzute în contractele comerciale și/sau în actele normative în vigoare, din care:	37	34	1.351.362
- creanțe restante de la entități din sectorul majoritar sau integral de stat	38	35	
- creanțe restante de la entități din sectorul privat	39	36	1.351.362
V. Tichete acordate salariaților		Nr. rd.	Sume (lei)
A		B	1
Contravaloarea tichetelor acordate salariaților	40	37	42.034
Contravaloarea tichetelor acordate altor categorii de beneficiari, alții decât salariații	41	37a (302)	
VI. Cheltuieli efectuate pentru activitatea de cercetare - dezvoltare **)		Nr. rd.	30.06.2021
A		B	1
Cheltuieli de cercetare - dezvoltare :	42	38	
- din care, efectuate în scopul diminuării impactului activității entității asupra mediului sau al dezvoltării unor noi tehnologii sau a unor produse mai sustenabile	43	38a (318)	
- după surse de finanțare (rd. 40+41)	44	39	0
- din fonduri publice	45	40	
- din fonduri private	46	41	
- după natura cheltuielilor (rd. 43+44)	47	42	0
- cheltuieli curente	48	43	
- cheltuieli de capital	49	44	
VII. Cheltuieli de inovare ***)		Nr. rd.	30.06.2021
A		B	1
Cheltuieli de inovare	50	45	
- din care, efectuate în scopul diminuării impactului activității entității asupra mediului sau al dezvoltării unor noi tehnologii sau a unor produse mai sustenabile	51	45a (319)	
VIII. Alte informații		Nr. rd.	30.06.2021
A		B	1
Avansuri acordate pentru imobilizări necorporale (ct. 4094), din care:	52	46	7.680
- avansuri acordate entităților neafiliate nerezidente pentru imobilizări necorporale (din ct. 4094)	53	46a (303)	

- avansuri acordate entităților afiliate nerezidente pentru imobilizări necorporale (din ct. 4094)	54	46b (304)		
Avansuri acordate pentru imobilizări corporale (ct. 4093), din care:	55	47		
- avansuri acordate entităților neafiliate nerezidente pentru imobilizări corporale (din ct. 4093)	56	47a (305)		
- avansuri acordate entităților afiliate nerezidente pentru imobilizări corporale (din ct. 4093)	57	47b (306)		
Imobilizări financiare, în sume brute (rd. 49+54)	58	48	5.449	0
Acțiuni deținute la entitățile afiliate, interese de participare, alte titluri imobilizate și obligațiuni, în sume brute (rd. 50 + 51 + 52 + 53)	59	49		
- acțiuni necotate emise de rezidenti	60	50		
- părți sociale emise de rezidenti	61	51		
- acțiuni și părți sociale emise de nerezidenți, din care:	62	52		
- dețineri de cel puțin 10%	63	52a (307)		
- obligațiuni emise de nerezidenți	64	53		
Creanțe imobilizate, în sume brute (rd. 55+56)	65	54	5.449	0
- creanțe imobilizate în lei și exprimate în lei, a caror decontare se face în funcție de cursul unei valute (din ct. 267)	66	55	5.449	0
- creanțe imobilizate în valută (din ct. 267)	67	56		
Creanțe comerciale, avansuri pentru cumpărări de bunuri de natura stocurilor și pentru prestări de servicii acordate furnizorilor și alte conturi asimilate, în sume brute (ct. 4091 + 4092 + 411 + 413 + 418), din care:	68	57	1.190.908	5.667.174
- creanțe comerciale în relația cu entitățile neafiliate nerezidente, avansuri pentru cumpărări de bunuri de natura stocurilor și pentru prestări de servicii acordate furnizorilor neafiliați nerezidenți și alte conturi asimilate, în sume brute în relație cu neafiliații nerezidenți (din ct. 4091 + din ct. 4092 + din ct. 411 + din ct. 413 + din ct. 418)	69	58		
- creanțe comerciale în relația cu entitățile afiliate nerezidente, avansuri pentru cumpărări de bunuri de natura stocurilor și pentru prestări de servicii acordate furnizorilor afiliați nerezidenți și alte conturi asimilate, în sume brute în relație cu afiliații nerezidenți (din ct. 4091 + din ct. 4092 + din ct. 411 + din ct. 413 + din ct. 418)	70	58a (308)		
Creanțe neîncasate la termenul stabilit (din ct. 4091 + din ct. 4092 + din ct. 411 + din ct. 413)	71	59	0	1.351.940
Creanțe în legătură cu personalul și conturi asimilate (ct. 425 + 4282)	72	60		15.969
Creanțe în legătură cu bugetul asigurărilor sociale și bugetul statului (din ct. 431+436+437+4382+ 441 + 4424 + 4428 + 444 + 445 + 446 + 447 + 4482) , (rd.62 la 66)	73	61		18.211
- creanțe în legătura cu bugetul asigurărilor sociale (ct.431+437+4382)	74	62		21.237
- creanțe fiscale în legătura cu bugetul statului (ct.436+441+4424+4428+444+446)	75	63		-3.054
- subvenții de încasat(ct.445)	76	64		
- fonduri speciale - taxe și varsăminte asimilate (ct.447)	77	65		
- alte creanțe în legătura cu bugetul statului(ct.4482)	78	66		28
Creanțele entității în relațiile cu entitățile afiliate (ct. 451), din care:	79	67		
- creanțe cu entități afiliate nerezidente (din ct. 451), din care:	80	68		

- creanțe comerciale cu entități afiliate nerezidente (din ct. 451)	81	69		
Creanțe în legătură cu bugetul asigurărilor sociale și bugetul statului neîncasate la termenul stabilit (din ct. 431+ din ct. 436 + din ct. 437 + din ct. 4382 + din ct. 441 + din ct. 4424 + din ct. 4428 + din ct. 444 + din ct. 445 + din ct. 446 + din ct. 447 + din ct. 4482)	82	70		
Alte creanțe (ct. 453 + 456 + 4582 + 461 + 4662 + 471 + 473), din care:	83	71	18.130	666.980
- decontari privind interesele de participare, decontari cu actionarii/ asociatii privind capitalul, decontari din operatiuni in participatie (ct.453+456+4582)	84	72		
- alte creante in legatura cu persoanele fizice si persoanele juridice, altele decat creantele in legatura cu institutiile publice (institutiile statului) (din ct. 461 + din ct. 471 + din ct.473+4662)	85	73	18.130	638.598
- sumele preluate din contul 542 'Avansuri de trezorerie' reprezentând avansurile de trezorerie, acordate potrivit legii și nedecontate până la data de raportare (din ct. 461)	86	74	0	28.382
Dobânzi de încasat (ct. 5187) , din care:	87	75		
- de la nerezidenti	88	76		
Dobânzi de încasat de la nerezidenți (din ct. 4518+ din ct. 4538)	89	76a (313)		
Valoarea împrumuturilor acordate operatorilor economici ****)	90	77		
Investiții pe termen scurt, în sume brute (ct. 501 + 505 + 506 + 507 + din ct.508), din care:	91	78		
- acțiuni necotate emise de rezidenti	92	79		
- părți sociale emise de rezidenti	93	80		
- acțiuni emise de nerezidenti	94	81		
- obligațiuni emise de nerezidenti	95	82		
- dețineri de obligațiuni verzi	96	82a (320)		
Alte valori de încasat (ct. 5113 + 5114)	97	83		
Casa în lei și în valută (rd.85+86)	98	84	0	0
- în lei (ct. 5311)	99	85	0	0
- în valută (ct. 5314)	100	86	0	0
Conturi curente la bănci în lei și în valută (rd.88+90)	101	87	10.770	73.935
- în lei (ct. 5121), din care:	102	88	10.701	73.594
- conturi curente în lei deschise la bănci nerezidente	103	89		
- în valută (ct. 5124), din care:	104	90	69	341
- conturi curente în valută deschise la bănci nerezidente	105	91		
Alte conturi curente la bănci și acreditive, (rd.93+94)	106	92	-5.456	1.905
- sume în curs de decontare, acreditive și alte valori de încasat, în lei (ct. 5112 + din ct. 5125 + 5411)	107	93	-5.456	1.905
- sume în curs de decontare și acreditive în valută (din ct. 5125 + 5414)	108	94		
Datorii (rd. 96 + 99 + 102 + 103 + 106 + 108 + 110 + 111 + 116 + 119 + 122 + 128)	109	95	883.644	3.906.113
Credite bancare externe pe termen scurt (credite primite de la instituții financiare nerezidente pentru care durata contractului de credit este <u>mai mică</u> de 1 an) (din ct. 519), (rd .97+98)	110	96	0	0

- în lei	111	97	0	0
- în valută	112	98		
Credite bancare externe pe termen lung (credite primite de la instituții financiare nerezidente pentru care durata contractului de credit este <u>mai mare</u> sau egală cu 1 an) (din ct. 162), (rd.100+101)	113	99	0	0
- în lei	114	100	0	0
- în valută	115	101		
Credite de la trezoreria statului și dobânzile aferente (ct. 1626 + din ct. 1682)	116	102		
Alte împrumuturi și dobânzile aferente (ct. 166 + 1685 + 1686 + 1687) (rd. 104+105)	117	103	0	0
- în lei și exprimate în lei, a caror decontare se face în funcție de cursul unei valute	118	104	0	0
- în valută	119	105		
Alte împrumuturi și datorii asimilate (ct. 167), din care:	120	106	110.002	299.004
- valoarea concesiunilor primite (din ct. 167)	121	107		
- valoarea obligațiunilor verzi emise de entitate	122	107a (321)		
Datorii comerciale, avansuri primite de la clienți și alte conturi asimilate, în sume brute (ct. 401 + 403 + 404 + 405 + 408 + 419), din care:	123	108	455.409	3.102.254
- datorii comerciale în relația cu entitățile neafiliate nerezidente, avansuri primite de la clienți neafiliați nerezidenți și alte conturi asimilate, în sume brute în relație cu neafiliații nerezidenți (din ct. 401 + din ct. 403 + din ct. 404 + din ct. 405 + din ct. 408 + din ct. 419)	124	109	0	
- datorii comerciale în relația cu entitățile afiliate nerezidente, avansuri primite de la clienți afiliați nerezidenți și alte conturi asimilate, în sume brute în relație cu afiliații nerezidenți (din ct. 401 + din ct. 403 + din ct. 404 + din ct. 405 + din ct. 408 + din ct. 419)	125	109a (309)		
Datorii în legătură cu personalul și conturi asimilate (ct. 421 + 423 + 424 + 426 + 427 + 4281)	126	110		54.133
Datorii în legătură cu bugetul asigurărilor sociale și bugetul statului (ct. 431+436 + 437 + 4381 + 441 + 4423 + 4428 + 444 + 446 + 447 + 4481) (rd.112 la 115)	127	111	315.687	448.680
- datorii în legătura cu bugetul asigurărilor sociale (ct.431+437+4381)	128	112	86.330	46.172
- datorii fiscale în legătura cu bugetul statului (ct.436+441+4423+4428+444+446)	129	113	227.794	402.108
- fonduri speciale - taxe și varsăminte asimilate (ct.447)	130	114		
- alte datorii în legătura cu bugetul statului (ct.4481)	131	115	1.563	400
Datoriile entității în relațiile cu entitățile afiliate (ct.451), din care:	132	116		
- datorii cu entități afiliate nerezidente 2) (din ct. 451), din care:	133	117		
- cu scadența inițială mai mare de un an	134	118		
- datorii comerciale cu entitățile afiliate nerezidente indiferent de scadență (din ct. 451)	135	118a (310)		
Sume datorate acționarilor / asociaților (ct.455), din care:	136	119	2.516	
- sume datorate acționarilor / asociaților pers.fizice	137	120	2.516	
- sume datorate acționarilor / asociaților pers.juridice	138	121		

Alte datorii (ct. 269 + 453 + 456 + 457 + 4581 + 4661 + 462 + 472 + 473 + 478 + 509), din care:	139	122	30	2.042		
-decontari privind interesele de participare , decontari cu actionarii /asociatii privind capitalul,decontari din operatii in participatie (ct.453+456+457+4581)	140	123				
-alte datorii in legatura cu persoanele fizice si persoanele juridice, altele decat datoriile in legatura cu institutiile publice (institutiile statului) 3) (din ct.462+4661+din ct.472+din ct.473)	141	124		2.042		
- subventii nereluate la venituri (din ct. 472)	142	125				
- varsaminte de efectuat pentru imobilizari financiare si investitii pe termen scurt (ct.269+509)	143	126				
- venituri în avans aferente activelor primite prin transfer de la clienți (ct. 478)	144	127				
Dobânzi de plătit (ct. 5186), din care:	145	128				
- către nerezidenți	146	128a (311)				
Dobânzi de plătit către nerezidenți (din ct. 4518 + din ct. 4538)	147	128b (314)				
Valoarea împrumuturilor primite de la operatorii economici ****)	148	129				
Capital subscris vărsat (ct. 1012), din care:	149	130	200	122.492		
- acțiuni cotate 4)	150	131				
- acțiuni necotate 5)	151	132	0	122.492		
- părți sociale	152	133	200			
- capital subscris varsat de nerezidenti (din ct. 1012)	153	134				
Brevete si licente (din ct.205)	154	135	0	20.764		
IX. Informatii privind cheltuielile cu colaboratorii		Nr. rd.	30.06.2021	30.06.2022		
A		B	1	2		
Cheltuieli cu colaboratorii (ct. 621)	155	136				
X. Informații privind bunurile din domeniul public al statului		Nr. rd.	30.06.2021	30.06.2022		
A		B	1	2		
Valoarea bunurilor din domeniul public al statului aflate în administrare	156	137				
Valoarea bunurilor din domeniul public al statului aflate în concesiune	157	138				
Valoarea bunurilor din domeniul public al statului închiriate	158	139				
XI. Informații privind bunurile din proprietatea privată a statului supuse inventarierii cf. OMFP nr. 668/2014		Nr. rd.	30.06.2021	30.06.2022		
A		B	1	2		
Valoarea contabilă netă a bunurilor 6)	159	140				
XII. Capital social vărsat		Nr. rd.	30.06.2021		30.06.2022	
			Suma (lei)	% 7)	Suma (lei)	% 7)
A		B	Col.1	Col.2	Col.3	Col.4
Capital social vărsat (ct. 1012) 7), (rd. 142 + 145 + 149 + 150 + 151 + 152)	160	141	200	X	122.492	X

- deținut de instituții publice, (rd. 143+144)	161	142				
- deținut de instituții publice de subord. centrală	162	143				
- deținut de instituții publice de subord. locală	163	144				
- deținut de societățile cu capital de stat, din care:	164	145				
- cu capital integral de stat	165	146				
- cu capital majoritar de stat	166	147				
- cu capital minoritar de stat	167	148				
- deținut de regii autonome	168	149				
- deținut de societăți cu capital privat	169	150				
- deținut de persoane fizice	170	151	200	100,00	122.492	100,00
- deținut de alte entități	171	152				

XIII. Dividende distribuite acționarilor/ asociatilor din profitul reportat	A	Nr. rd.	Sume (lei)	
			2021	2022
Dividende distribuite acționarilor/ asociatilor în perioada de raportare din profitul reportat	172	152a (312)		
XIV. Repartizări interimare de dividende potrivit Legii nr. 163/2018	A	Nr. rd.	Sume (lei)	
- dividendele interimare repartizate ⁸⁾	173	152b (315)		
XV. Creanțe preluate prin cesionare de la persoane juridice *****)	A	Nr. rd.	Sume (lei)	
Creanțe preluate prin cesionare de la persoane juridice (la valoarea nominală), din care:	174	153	30.06.2021	30.06.2022
- creanțe preluate prin cesionare de la persoane juridice afiliate	175	154		
Creanțe preluate prin cesionare de la persoane juridice (la cost de achiziție), din care:	176	155		
- creanțe preluate prin cesionare de la persoane juridice afiliate	177	156		
XVI. Venituri obținute din activități agricole *****)	A	Nr. rd.	Sume (lei)	
Venituri obținute din activități agricole	178	157	30.06.2021	30.06.2022
XVII. Cheltuieli privind calamitățile și alte evenimente similare (ct. 6587), din care:	A	Nr. rd.	Sume (lei)	
- inundații	180	157b (323)		
- secetă	181	157c (324)		
- alunecări de teren	182	157d (325)		

ADMINISTRATOR,**INTOCMIT,**

Numele si prenumele

Ionel Mugurel - Gabriel

Numele si prenumele

SC CONTACOR EXPERT SRL

Semnatura



Calitatea

22--PERSOANE JURIDICE AUTORIZATE, MEMBRE CECCAR

Semnatura

Nr.de inregistrare in organismul profesional:

**Formular
VALIDAT**

4112/2007

*) Subvenții pentru stimularea ocupării forței de muncă (transferuri de la bugetul statului către angajator) - reprezintă sumele acordate angajatorilor pentru plata absolvenților instituțiilor de învățământ, stimularea șomerilor care se încadrează în muncă înainte de expirarea perioadei de șomaj, stimularea angajatorilor care încadrează în munca pe perioada nedeterminată șomeri în vârstă de peste 45 de ani, șomeri întreținători unici de familie sau șomeri care în termen de 3 ani de la data angajării îndeplinesc condițiile pentru a solicita pensia anticipată parțială sau de acordare a pensiei pentru limita de vârstă, ori pentru alte situații prevăzute prin legislația în vigoare privind sistemul asigurărilor pentru șomaj și stimularea ocupării forței de muncă.

**) Se va completa cu cheltuielile efectuate pentru activitatea de cercetare-dezvoltare, respectiv cercetarea fundamentală, cercetarea aplicativă, dezvoltarea tehnologică și inovarea, stabilite potrivit prevederilor Ordonanței Guvernului nr. 57/2002 privind cercetarea științifică și dezvoltarea tehnologică, aprobată cu modificări și completări prin Legea nr. 324/2003, cu modificările și completările ulterioare.

***) Se va completa cu cheltuielile efectuate pentru activitatea de inovare. La completarea rândurilor corespunzătoare capitolului VI și VII sunt avute în vedere prevederile Regulamentului de punere în aplicare (UE) 2020/1197 al Comisiei din 30 iulie 2020 de stabilire a specificațiilor tehnice și a modalităților în temeiul Regulamentului (UE) 2019/2152 al Parlamentului European și al Consiliului privind statisticile europene de întreprindere și de abrogare a 10 acte juridice în domeniul statisticilor de întreprindere, publicat în Jurnalul Oficial al Uniunii Europene, seria L, nr. 271 din 18 august 2020. Prin acest Regulament a fost abrogat Regulamentul de punere în aplicare (UE) nr. 995/2012 al Comisiei din 26 octombrie 2012 de stabilire a normelor de punere în aplicare a Deciziei nr. 1.608/2003/CE a Parlamentului European și a Consiliului privind producția și dezvoltarea statisticilor comunitare în domeniul științei și al tehnologiei.

****) În categoria operatorilor economici nu se cuprind entitățile reglementate și supravegheate de Banca Națională a României, respectiv Autoritatea de Supraveghere Financiară, societățile reclasificate în sectorul administrației publice și instituțiile fără scop lucrativ în serviciul gospodăriilor populației.

*****) Pentru creanțele preluate prin cesionare de la persoane juridice se vor completa atât valoarea nominală a acestora, cât și costul lor de achiziție.

Pentru statutul de 'persoane juridice afiliate' se vor avea în vedere prevederile art. 7 pct. 26 lit. c) și d) din Legea nr.227/2015 privind Codul Fiscal, cu modificările și completările ulterioare.

*****) Conform art. 11 din Regulamentul Delegat (UE) nr. 639/2014 al Comisiei din 11 martie 2014 de completare a Regulamentului (UE) nr. 1307/2013 al Parlamentului European și al Consiliului de stabilire a unor norme privind plățile directe acordate fermierilor prin scheme de sprijin în cadrul politicii agricole comune și de modificare a anexei X la regulamentul menționat, '(1) ... veniturile obținute din activitățile agricole sunt veniturile care au fost obținute de un fermier din activitatea sa agricolă în sensul articolului 4 alineatul (1) litera (c) din regulamentul menționat (R (UE) 1307/2013), în cadrul exploatației sale, inclusiv sprijinul din partea Uniunii din Fondul european de garantare agricolă (FEGA) și din Fondul european agricol pentru dezvoltare rurală (FEADR), precum și orice ajutor național acordat pentru activități agricole, cu excepția plăților directe naționale complementare în temeiul articolelor 18 și 19 din Regulamentul (UE) nr. 1307/2013.

Veniturile obținute din prelucrarea produselor agricole în sensul articolului 4 alineatul (1) litera (d) din Regulamentul (UE) nr. 1307/2013 ale exploatației sunt considerate venituri din activități agricole cu condiția ca produsele prelucrate să rămână proprietatea fermierului și ca o astfel de prelucrare să aibă ca rezultat un alt produs agricol în sensul articolului 4 alineatul (1) litera (d) din Regulamentul (UE) nr. 1307/2013.

Orice alte venituri sunt considerate venituri din activități neagricole.

(2) În sensul alineatului (1), 'venituri' înseamnă veniturile brute, înainte de deducerea costurilor și impozitelor aferente. '.

1) Se vor include chiriile plătite pentru terenuri ocupate (culturi agricole, pășuni, fânețe etc.) și aferente spațiilor comerciale (terase etc.) aparținând proprietarilor privați sau unor unități ale administrației publice, inclusiv chiriile pentru folosirea luciului de apă în scop recreativ sau în alte scopuri (pescuit etc).

2) Valoarea înscrisă la rândul 'datorii cu entități afiliate nerezidente (din ct. 451), din care: NU se calculează prin însumarea valorilor de la rândurile 'cu scadența inițială mai mare de un an' și 'datorii comerciale cu entități afiliate nerezidente indiferent de scadență (din ct. 451)'. '.

3) În categoria 'Alte datorii în legătură cu persoanele fizice și persoanele juridice, altele decât datoriile în legătură cu instituțiile publice (instituțiile statului)' nu se vor înscrie subvențiile aferente veniturilor existente în soldul contului 472.

4) Titluri de valoare care conferă drepturi de proprietate asupra societăților, care sunt negociabile și tranzacționate, potrivit legii.

5) Titluri de valoare care conferă drepturi de proprietate asupra societăților, care nu sunt tranzacționate.

6) Se va completa de către operatorii economici cărora le sunt incidente prevederile Ordinului ministrului finanțelor publice și al ministrului delegat pentru buget nr. 668/2014 pentru aprobarea Precizărilor privind întocmirea și actualizarea inventarului centralizat al bunurilor imobile proprietate privată a statului și a drepturilor reale supuse inventarierii, cu modificările și completările ulterioare.

7) La secțiunea 'XII Capital social vărsat', la rd.161-171, în col. 2 și col. 4 entitățile vor înscrie procentul corespunzător capitalului social deținut în totalul capitalului social vărsat, înscris la rd.160.

8) La acest rând se cuprind dividendele repartizate potrivit Legii nr. 163/2018 pentru modificarea și completarea Legii contabilității nr. 82/1991, modificarea și completarea Legii societăților nr. 31/1990, precum și modificarea Legii nr. 1/2005 privind organizarea și funcționarea cooperăției.

Solduri / Rulaje de preluat din balanta contabila in formularele F10 si F20 col.2 (an curent)

Atentie ! Selectati mai întâi tipul entității (mari si mijlocii/ mici/ micro) !

Conturi entitati mari, mijlocii si
mici

1011 SC(+)F10S.R31

OK

?

Preluare F10, F20 col.2

Sterge date incarcate

1	(ultimul rand sau nr.cr. rand necompletat)	
Nr.cr.	Cont	Suma
1		

-

+

Salt